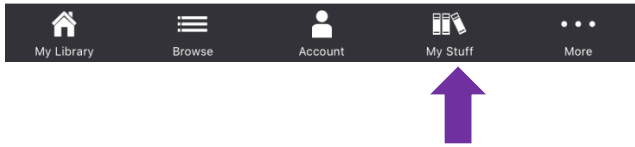
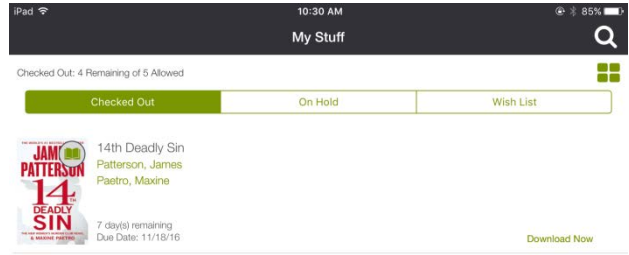


1. Once you've checked out an e-book or audiobook in Axis 360 you have some different options available. Start by visiting the My Stuff section to access your books.

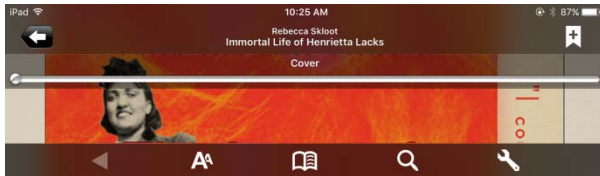


2. On your My Stuff page, you can open any items you currently have checked out. You can also view your hold queue and your wishlist.

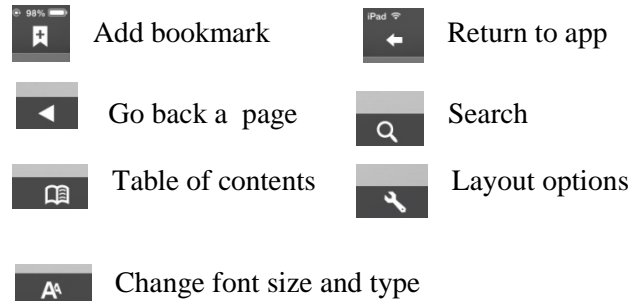


3. For e-books:

Tap Read Now or Continue to open your e-book. Once the book opens, tap in the middle of the screen to bring up the menu options at the top and bottom of the screen.

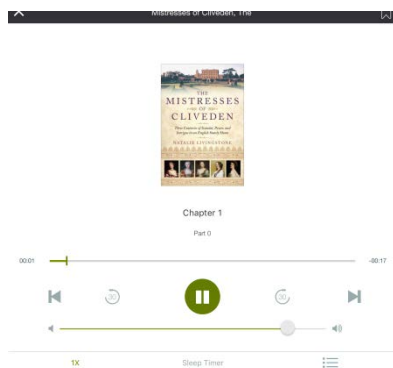


4. Button Overview

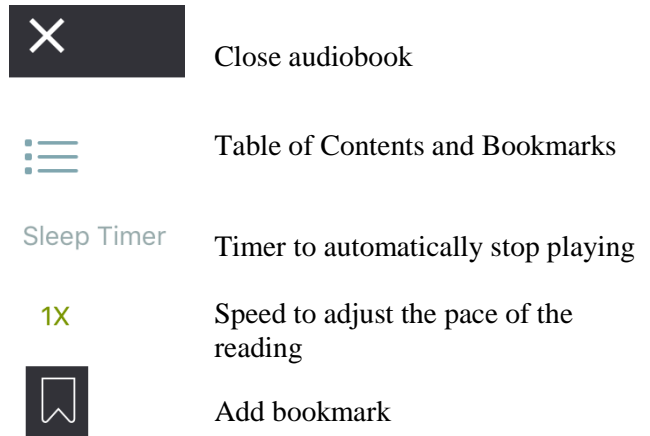


5. For audiobooks:

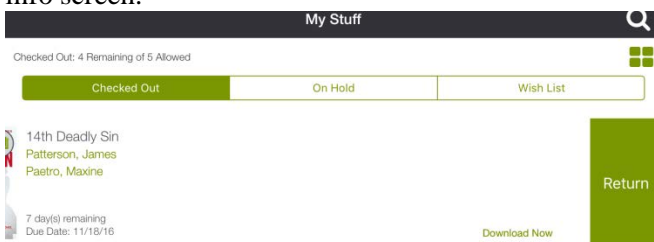
Tap Listen Now to open your audiobook. Once your audiobook is open you will have some options.



6. Button Overview



7. Returning e-books and audiobooks early: To return a book early, go to your "My Stuff" page. You can swipe from the right to bring up a return button or tap on the cover of the book to return to get to the item info screen.



8. Once on the item info screen of the book, tap Return. Then tap Yes to confirm the Return.

